

Whitepaper - Draft preliminary
UnifiedSessionsManager
A Service Management Approach for CloudComputing

August 18, 2012

Contents

1 Abstract	2
2 A Basic View to Services in the Cloud	3
3 A Detailed View to Service-Composition	5
4 Datacenter and Applications Management	7
5 Current State and Open Issues	8
6 SEE ALSO	9
7 AUTHOR	9
8 COPYRIGHT	9

List of Tables

List of Figures

1 UnifiedSessionsManager as a Service-Composer	2
2 SW-Layers and Plugins	3
3 Stacked VMs - VSTACK	4
4 Stacked VMs - Multiple-Instance VSTACK	4
5 Multiple Service-Workspaces	5

1 Abstract

The UnifiedSessionsManager is from beginning on designed with the emphasis of the management of embedded services within virtual and physical machines, including the login sessions for both. This results in a slightly different concept than of the products which are actually designed around the machine in their main focus. The concept of the UnifiedSessionsManager avoids - whenever possible - the application of machine oriented attributes, but presents a common generic task oriented interface with abstract parameters.

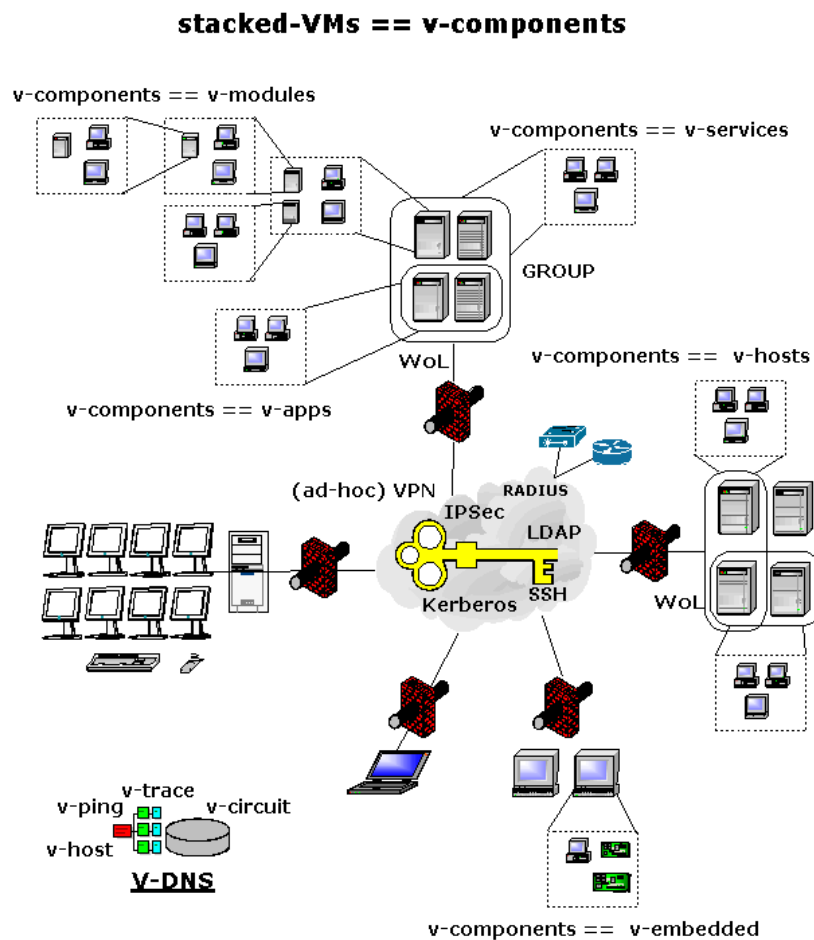


Figure 1: UnifiedSessionsManager as a Service-Composer

The overall resulting functionality is positioned as a personal Service-Manager, and offers particularly specific features for the creation and application of combined services. The presented interface for this is kept unique by the definition of a superset of partly optional attributes. Thus the seamless view onto a pool of services and groups of services - v-components - providing various features is provided. The current version provides particularly the desktop based assembly and automation of arbitrary services, following versions will emphasize the VM based assembly. Either by reference, or by containment of nested VMs - stacked-VMs.

The UnifiedSessionsManager itself is designed in it's current implementation as a thin mediation layer, adapting the interfaces of the various components to a common abstract interface. This comprises the tools required for the runtime environment including the management of resource data. The access control to the resources including the encryption of network connections rely solely on the provided facilities of the underlying operating

systems.

2 A Basic View to Services in the Cloud

The first step to define a target structure for the requirements of a 'personal Cloud-Management' application is the definition of an overall concept for the major day-by-day usage embedded into a heterogeneous IT landscape.

Related to the CloudServices the evolution of the basically quite similar progress of the internet/intranet could be used as a pattern. This was developed by using the term 'internet' for the 'geek-period', the term 'intranet' for the migration into the high-priced enterprise customers. Finally the term 'internet' is used again, now for the conversion into the public volume market. Each of the overlapping periods had its specific product policies and design requirements.

The analogy which to be transferred for the design requirements of the UnifiedSessionsManager is the evolution of the iconising terminology Cloud-Computing, Private-Clouds, and Public-Clouds with Cloud-Computing as a synonym. The implied content is quite similar as for the internet, the public access to various distributed resources. The association with **intranet** as a closed-group access pattern is basically almost the same as associated with **Private-Cloud**.

Therefore the expectation is the evolution to a quite similar destination with some adapted design requirements. The major difference for the targeted **Public-Cloud** specification in comparison to the **Internet** is the extended personal on-demand application of the provided services without the requirement of a provisioning human administrator. This results in the majority to a dialogue oriented public purchase of on-demand processing and application services.

Thus the design implication for the UnifiedSessionsManager was the introduction of a **personal service management application - A Personal CloudComposer**.

The UnifiedSessionsManager is focusing on the personal management and application of embedded services within the machines. The contained services are represented by specialized applications, either as a single application, or a set of grouped applications consisting of one or more VMs.

The various logical session types are represented by a layered plugin structure, where these are categorised to task specific sets of entities. These are either representing hardware associated sessions features such as physical machines/**PMs** and virtual machines/**VMs**, or defining logical sessions objects, dynamically created and tightly coupled to the demanded services. The latter extends the definition of a service even to the actual sessions as the frontend, interconnection entity, and the lifetime of the optionally executed application. The on-demand sessions are handled by the **HOSTs** plugins comprising logins and the execution of applications.

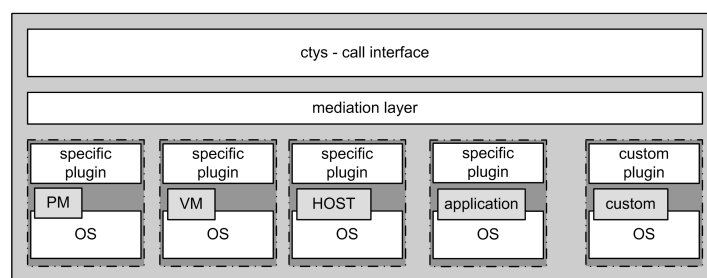


Figure 2: SW-Layers and Plugins

This is visibly expressed by a common syntax which is the superposition of all attributes, for example in case of the vendor and product independent common address for the required component by its **<machine-address>**. Thus the UnifiedSessionsManager implements a generic **Personal Service-Management Application - a ServiceComposer**.

The first versions emphasizes the composition of assembled desktops by various local and remote services, which are actually ordinary logins to machines with specific software sets. Therefore the script interface with GROUPS

and MACROs is provided first. Thus any user could easily design his personal service compositions including the frontend-desktop. Optionally by dialogue, or for batch-repetition by the creation of a few simple bash scripts based on remote-logins and remote-execution.

The evolutionary steps to the application level service composition by assembled VMs leak for now some OS and probably HW support for nested multi-level stacked VMs. This becomes by the application of emulators quickly a performance challenge.

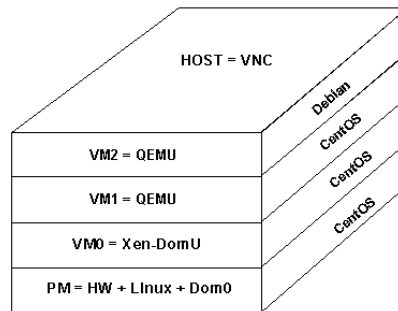


Figure 3: Stacked VMs - VSTACK

Thus the VM based service assembly is for now still a draft proof-of-concept from 07/2008. The actual implementation was based on a VSTACK of nested QEMU based emulators within Xen and VMware Hypervisors. The following test demonstrated the instantiation of multiple entities within each layer.

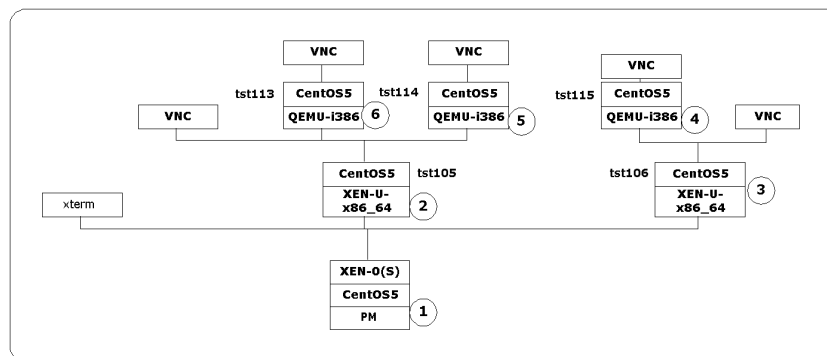


Figure 4: Stacked VMs - Multiple-Instance VSTACK

The scope of applicability comprises the common application by ordinary users as well, as by administrators with advanced permissions. The access control is almost solely delegated to the system facilities - here OpenSSH, Kerberos, LDAP, and sudo in combination with file access permissions either by UNIX only, or by Posix-Attributes. This could be extended by SELinux and/or AFS when required and running on Linux.

The current application of VMSTACKs is mainly applied for the advanced management of VMs as a flat appliance structure based on their contained guest OS attributes.

The first feature set and target direction is available by 01.03.003a01 from 02/2008, the first basically stable applicable VSTACK feature set for the VM-based service composition by 01.07.001 beginning at 08/2008 at sourceforge.net/berlios.org.

These comprise the definition and reference implementation for the automatic boot and shutdown of VSTACKs with multiple instances on each layer forming a tree structure, which particularly requires the controlled bottom-up startup and top-down shutdown of the mashed runtime dependencies.

3 A Detailed View to Service-Composition

The current available products are commonly focussing on the 'technical convenience' of the machine-handling, but less on the contained 'services'. This is partly senseful of course, but it is offering the convenience of the technical 'administration functionality' only. Either for the systemsadministrator in a more comprising but granular feature scope, or for the user with a more restricted and abstract feature set. Whereas the UnifiedSessionsManager emphasizes the contained applications and is shifting the focus to the provided services, which are represented by sets of applications.

One draft example for the difference might be a locator application for Circusses in your area for making a gift to your children. If you want to load a 'Circus-Exploration' service, first a 'GIS-Service', but second a 'Circus-Service', and probably an interconnecting 'Navigator-Service' are required. The machine-focused products support in analogy for the management of three appliances as individual entities only, which you have to assemble by yourself.

What the UnifiedSessionsManager is designed for is the management of **ONE Combined Service** which is assembled by the three composite services - the **v-components**. The stacked VMs - **VSTACKS** - even offer a **generic assembly feature**, where the contained services could be either **referenced** only, or physically located within the superior VM by **containment**. This actually flexible interface is based on TCP/IP, like CORBA. The distinction to the current SOA pattern is the **completely contained runtime-environment** within each v-component, offering almost independent assembly modules.

Last but not least, when the OSs support for nested VMs is present, these vertically defined logical structure is going to be physically executed in a flat matrix structure of multiple cores. It is expected that in future hundreds, even thousands of cores are going to be available. Making this approach an additional component model for software development and flexible applications management even for the execution on one physical machine only.

The personal service composition - **The ServiceComposer** - is implemented as draft for now on application level, but is already present perfectly on the desktop level with extensive configuration features. The current release allows for example by the **GROUPS class** for the grouping of arbitrary sessions to a new instance, which could be used for the replacement of a single **host by the extended <machine-address>**. In combination with the workspace handling of the **-W** option combined with the extended geometry option **-g** the preparation of multiple 'service-workspaces' could be efficiently automated.

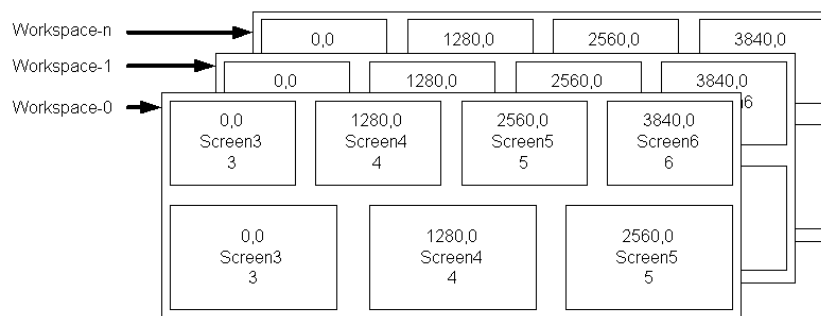


Figure 5: Multiple Service-Workspaces

The following example is just a gimmick, but the implementation of 'moving and resizing appliances' on your desktop with animated VMs and HOSTs consoles shows the available configuration and customization capabilities. The `-g` option is a superset of the `-geometry` option of X11. The following examples demonstrate the seamless interface, where the type of the session is going to be deleted for unambitiously defined entities based on a pre-created inventory database.

For **QEMU/KVM**:

```
for i in 10 20 30;do
  ctys -t QEMU -a create=1:myApp,reconnect -g ${i}x100+${i}+100;
done
```

For **VirtualBox(TM)**:

```
for i in 10 20 30;do
  ctys -t VBOX -a create=1:myApp,reconnect -g ${i}x100+${i}+100;
done
```

For **VMWare-Server-1/2+Player-1/2/3+WS-6/7(TM)** - next **VMWare-ESX+ESXi(TM)**:

```
for i in 10 20 30;do
  ctys -t VMW -a create=1:myApp,reconnect -g ${i}x100+${i}+100;
done
```

For **Xen** - next **XenServer(TM)**:

```
for i in 10 20 30;do
  ctys -t XEN -a create=1:myApp,reconnect -g ${i}x100+${i}+100;
done
```

For **RDP-Console**:

```
for i in 10 20 30;do
  ctys -t RDP -a create=1:myApp,reconnect -g ${i}x100+${i}+100;
done
```

For **VNC-Console**:

```
for i in 10 20 30;do
  ctys -t VNC -a create=1:myApp,reconnect -g ${i}x100+${i}+100;
done
```

And similarly for **X11-Console**:

```
for i in 10 20 30;do
  ctys -t X11 -a create=1:myApp -g ${i}x100+${i}+100 -A on;
done
```

That's all to be customized.

The presented desktops and workspaces on the home page are just started within seconds by an ordinary Gnome menu entry - even though partly containing dozens of VMs on several hosts and additionally several guest logins by VNC, RDP, X11, etc..

4 Datacenter and Applications Management

Now to the datacenter and applications management aspect for administrators. The current implemented version has some gaps related to typical production application, particularly for broader client management. The features for the management of servers in the back-end by the administrator may fit quite good, in general the needs for an administrators swiss-army-knife may be matched perfectly. The missing features are going to follow soon, which includes some re-coding, performance enhancements, and the introduction of optional server daemons including optional LDAP integration . Also the final integration of the commercial enterprise degree products VMware-ESX(TM) and Citrix-XenServer(TM) embedded into an additional professional level graphical user interface.

The systems administrators tasks of the future are expected to be joined with the application administrators responsibilities. There might be particularly no extended general outsourcing paradigma into Public-Clouds, but a case-by-case approach for additional on-demand options. The so called Private-Clouds may evolve quite similar to nowadays inhouse services, which could be easily extended by on-demand-resources from a Public-Cloud.

The responsibility for the administrator is expected to be the management of the back-end services, including the management of the virtual client-services. These have quite similar algorithms for execution environment constraints. The typical constraint might be a specific hardware or a specific set of software to be installed in the requested machine founding a service for a specific task. The constraint apply to the physically accessed machine of a user, e.g. requiring a locally attached label-printer.

A typical constraint for the assignment of service aspects is a personal printer. For employees with a lot of 1-2 page printouts a department printer may not be suitable, also the previous example of a label-printer attached to the physical workstation may require a specific software including drivers. For other tasks the label-printer may not be required.

In a future load-balancing scenario you can say now, that the user requires a printer-aware-VM e.g. with an installed label-application when he is working in the store. Afterwards in the office not. But when writing the bill for his travel expenses the application composition may be different than for the construction task of the engineering project he is working on. This could have an impact on the available floating-license pool of contained applications.

So when assigning the VM to a specific PM from a pool of available, the contained application has to be recognize by the balancer. Particularly when a market for appliances as lean applications evolves in a broader range. Where lean appliances for example may be delivered as complete machines, including either a open-source OS, or an appliance-only licensed commercial OS.

This aspect is already designed into the UnifiedSessionsManager by present specific attributes and application specific custom fields. But once again, the UnifiedSessionsManager for now only draftly implements this feature on application level. But the desktop based integration of distributed services is already present and fully operational.

Another aspect for example is the security related to the access permissions. The administrator is supported for this by system features for the assignment of user access permissions, and in addition by various features of the UnifiedSessionsManager like the provisioning of individual database sets, which comprise the 'known as accessible' VMs. So due to the basic approach of the reuse of available system services, the user access could be provisioned by standard mechanisms provided by the OS.

5 Current State and Open Issues

The first step of implementation is mainly targeted for the personal application by systemadministrators, SW developers, and SW testers. The personal application for various tasks by users requiring some basic skills is also foreseen. The automation is targeted for the ease of application, but not yet for the complete automation including the various special cases combined with an extended graphical user interface. This is planned for the second step, which is currently going to follow.

The implementation for now is based on scripting by bash and Python. The emphasis was set on a modular expandable and replaceable software architecture, thus providing the basic structure for the future migration. Even though, the current available implementation fits the requirements for individual usage and is fully production ready, the application within environments for a huge number of users may cause some performances degradation. Also some feature enhancement is required.

The main enhancements planned to be implemented and added first to the service concept towards a major enterprise environment are:

1. Re-Coding.
2. Introduction of optional server deamons.
3. Introduction of LDAP based shared data.
4. Introduction of an optional graphical user interface.
5. Introduction of Microsoft-Windows(TM) based features and agents.

Therefore some funding and probably support is required.

6 SEE ALSO

Datasheets:

UnifiedSessionsManager - Virtualisation and Cloud-Computing as a personal Workspace

Manuals:

ctys(1) , *ctys-distribute(1)* , *ctys-createConfVM(1)* , *Command-Reference(*)* , *HowTo(*)* , *User-Manual(*)*

Use-Cases:

- **Desktop Automation - Desktop-Level Service Composition:**

ctys-configuration-Gnome()*

- **Plugins:**

ctys-uc-CLI , *ctys-uc-PM* , *ctys-uc-QEMU(*)* , *ctys-uc-RDP* , *ctys-uc-VBOX(*)* , *ctys-uc-VMW(*)* ,
ctys-uc-X11 , *ctys-uc-XEN(*)*

- **GuestOSs:**

ctys-uc-CentOS()* , *ctys-uc-Debian(*)* , *ctys-uc-Enterprise-Linux(*)* , *ctys-uc-FreeBSD(*)* , *ctys-uc-Mandriva(*)*
ctys-uc-OpenBSD()* , *ctys-uc-OpenSUSE(*)* , *ctys-uc-RHEL(*)* , *ctys-uc-Ubuntu(*)*

ctys-uc-Android()* , *ctys-uc-MeeGo(*)*

ctys-uc-QNX()* , *ctys-uc-uCLinux(*)*

ctys-uc-MS-Windows-NT()* , *ctys-uc-MS-Windows-2000(*)* , *ctys-uc-MS-Windows-2003(*)* , *ctys-uc-MS-Windows-2008(*)* , *ctys-uc-MS-Windows-7(*)* , *ctys-uc-MS-Windows-XP(*)*

(*) Contained in the DOC-Package only by CCL-3.0.

Archives:

sourceforge.net: [<http://sourceforge.net/projects/ctys/files>]

berlios.de: [http://developer.berlios.de/project/showfiles.php?group_id=9005]

7 AUTHOR

Maintenance: <acue_sf1@sourceforge.net>
Homepage: <<http://www.UnifiedSessionsManager.org>>
Sourceforge.net: <<http://sourceforge.net/projects/ctys>>
Berlios.de: <<http://ctys.berlios.de>>
Commercial: <<http://www.i4p.com>>



8 COPYRIGHT

Copyright (C) 2008, 2009, 2010 Ingenieurbuero Arno-Can Uestuenseoz
This is software and documentation from **BASE** package,
for software see GPL3 for license conditions,

for documents see GFDL-1.3 with invariant sections for license conditions.
The whole document - all sections - is/are defined as invariant.
For additional information refer to enclosed Releasenotes and License files.

